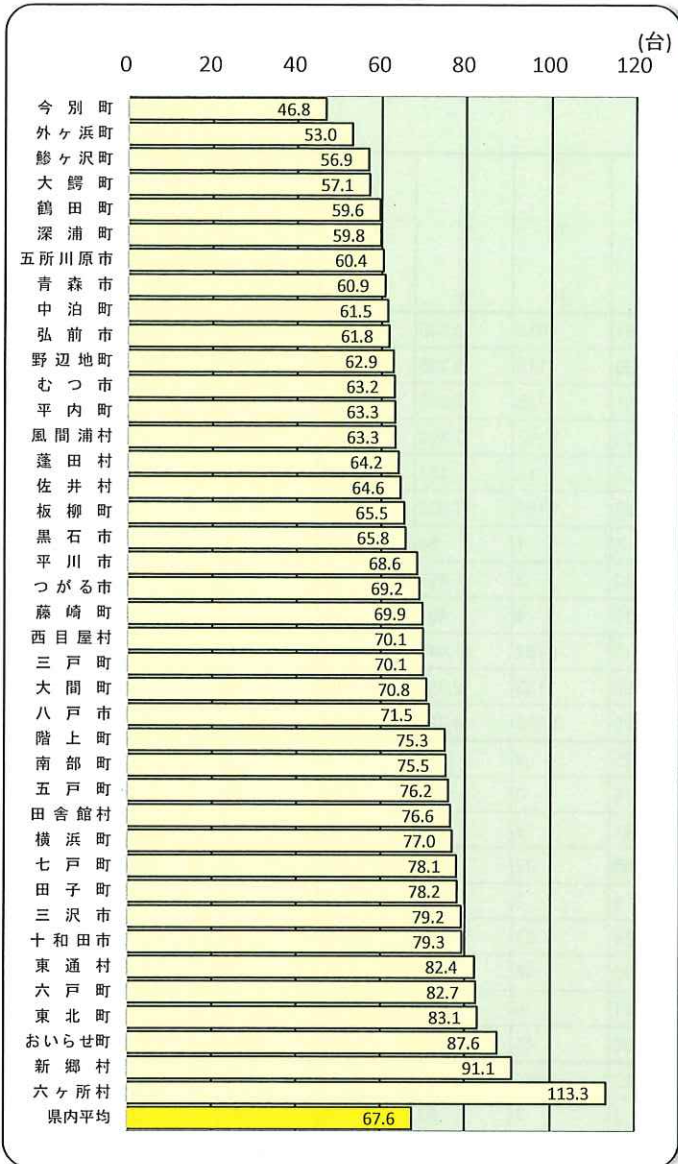
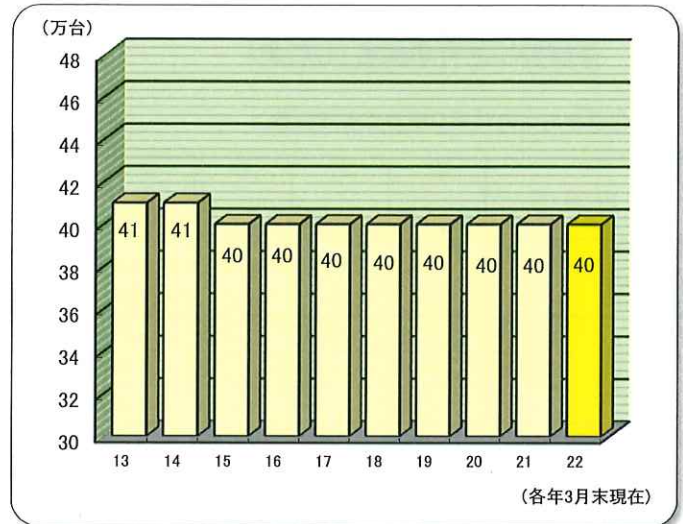


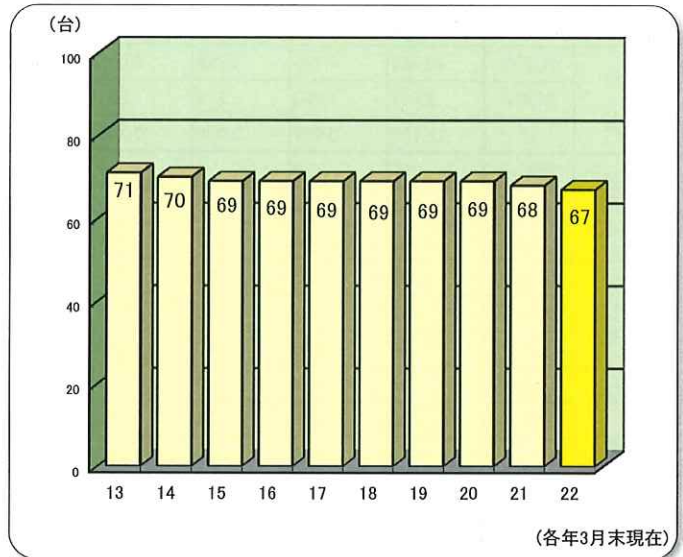
◇ 市町村別自家用乗用車の100世帯当りの保有車両数



◇ 自家用乗用車の推移(駐留車両を含む)



◇ 100世帯当りの自家用乗用車の推移



登録車計	小型二輪車	検査 自動車計	軽自動車				軽自動車計	合計	前年対比
			乗用車	貨物車	計	二輪			
625,070	9,339	634,409	184,741	153,839	338,580	13,943	352,523	986,932	100.9
619,286	9,243	628,529	198,517	151,374	349,891	13,867	363,758	992,287	100.5
613,128	9,354	622,482	210,789	149,762	360,551	13,770	374,321	996,803	100.5
605,098	9,406	614,504	222,474	148,792	371,266	14,019	385,285	999,789	100.3
590,133	9,392	599,525	235,344	147,621	382,965	13,996	396,961	996,486	99.7
573,251	9,462	582,713	246,336	145,714	392,050	13,928	405,978	988,691	99.2
557,533	9,685	567,218	256,976	144,299	401,275	14,067	415,342	982,560	99.4
548,480	9,879	558,359	265,993	142,859	408,852	14,107	422,959	981,318	99.9
540,831	10,161	550,992	273,334	141,174	414,508	14,132	428,640	979,632	99.8
539,992	10,510	550,502	282,322	141,050	423,372	14,250	437,622	988,124	100.9
537,492	10,818	548,310	292,057	140,286	432,343	14,424	446,767	995,077	100.7
533,353	11,201	544,554	302,509	139,823	442,332	14,714	457,046	1,001,600	100.7
527,740	11,432	539,172	310,679	138,820	449,499	14,706	464,205	1,003,377	100.2
524,495	11,821	536,316	314,266	137,797	452,063	14,786	466,849	1,003,165	100.0
525,281	12,052	537,333	316,942	136,672	453,614	14,779	468,393	1,005,726	100.3
525,710	12,336	538,046	319,035	135,859	454,894	14,169	469,063	1,007,109	100.1
524,530	12,472	537,002	320,680	135,450	456,130	13,317	469,447	1,006,449	99.9
522,257	12,734	534,991	320,880	134,399	455,279	12,918	468,197	1,003,188	99.7
520,124	13,127	533,251	322,423	134,459	456,882	13,220	470,102	1,003,353	100.0
517,381	13,412	530,793	322,183	134,605	456,788	13,643	470,431	1,001,224	99.8

※ 被けん引車は普通貨物、小型三輪車は小型貨物、軽三輪車及び軽特種は軽貨物にそれぞれ含まれます。