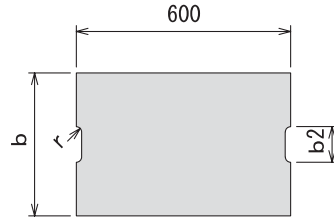


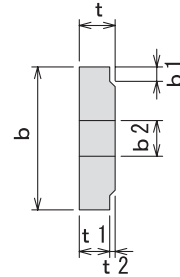
形状及び寸法

蓋

■平面図



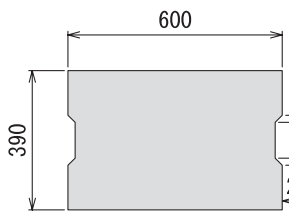
■断面図



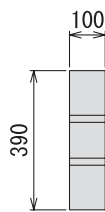
呼び名	寸法 (mm)							参考質量 (kg)	
	b	b1	t	t1	t2	r	b2		
1種	150	210	35	35	30	5	15	75	13
	180	250	40	40	35	5	15	75	15
	240	330	50	45	40	5	15	90	25
	300	400	55	60	50	10	15	100	31
	360	460	55	65	55	10	18	120	47
	450	560	60	70	60	10	18	120	55
	600	740	75	75	65	10	18	150	78
2種	150	210	35	90	80	10	15	75	27
	180	250	40	90	80	10	15	75	31
	240	330	50	100	85	15	15	90	43
	300	400	55	100	85	15	15	100	58
	360	460	55	100	85	15	18	120	67
	450	560	60	120	100	20	18	120	98
	600	740	75	150	130	20	18	150	160

側溝蓋 (両取手付)

■平面図

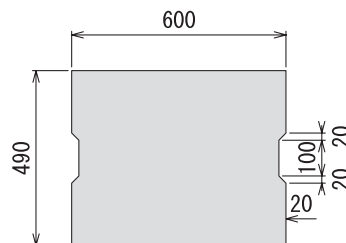


■断面図

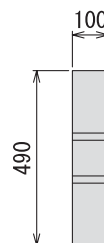


参考質量 (kg) 55

■平面図



■断面図



参考質量 (kg) 72