L型擁壁 道路用

形状及び寸法

H=600～H=3000

■断面図

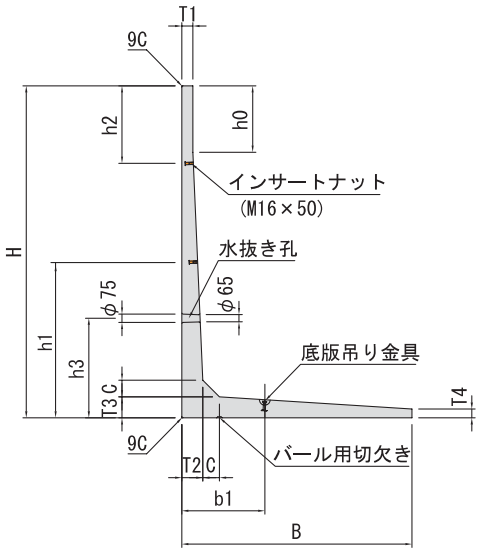

■正面図

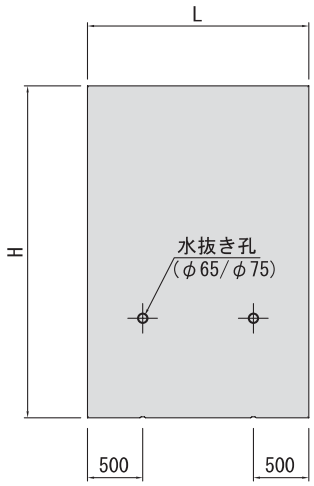

■平面図

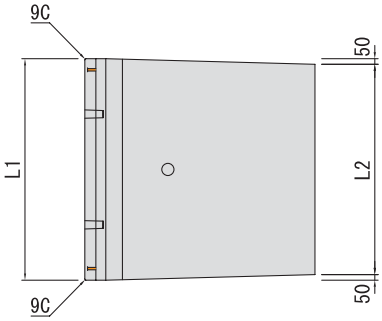

寸法 (mm)														参考質量 (kg)	底版吊り金具
H	B	T_1	T_2	T_3	T_4	C	h_0	h_1	h_2	h_3	b_1	L_1	L_2		
600	660	100	100	60	50	50	490	450	—	450	—	2000	1900	460	
800	760	100	100	70	50	50	680	650	—	650	—	2000	1900	600	—
1000	870	100	100	80	60	50	870	650	—	650	—	2000	1900	770	
1200	990	100	100	100	60	50	1050	650	—	650	300	2000	1900	960	
1400	1110	100	110	110	60	100	600	700	—	700	350	2000	1900	1180	
1600	1240	100	120	120	60	100	600	800	—	800	400	2000	1900	1390	2ｔ用デハアンカー (L=65)
1800	1360	100	130	130	70	100	600	900		900	500	2000	1900	1650	
2000	1480	100	140	140	70	150	600	600	700	900	500	2000	1900	1940	
2200	1600	100	150	150	70	150	600	600	700	900	600	2000	1900	2200	
2400	1720	100	160	160	70	150	600	600	700	900	600	2000	1900	2480	
2600	1840	100	170	170	80	150	600	900	700	900	700	2000	1900	2820	4ｔ用デハアンカー (L=85)
2800	1960	100	180	180	80	150	600	900	700	900	700	2000	1900	3130	
3000	2080	100	190	190	80	150	600	900	700	900	700	2000	1900	3460	

※　模様入りＬ型擁壁についてはご相談ください。